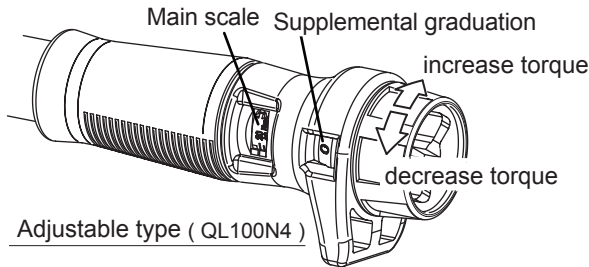
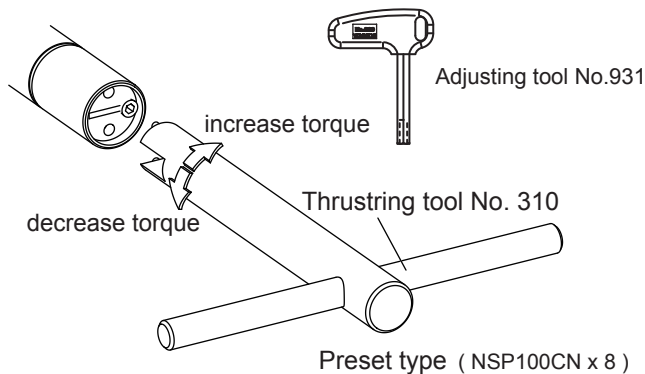


# Differences in Tohnichi three click type torque wrenches, adjustable, preset, and pre-lock



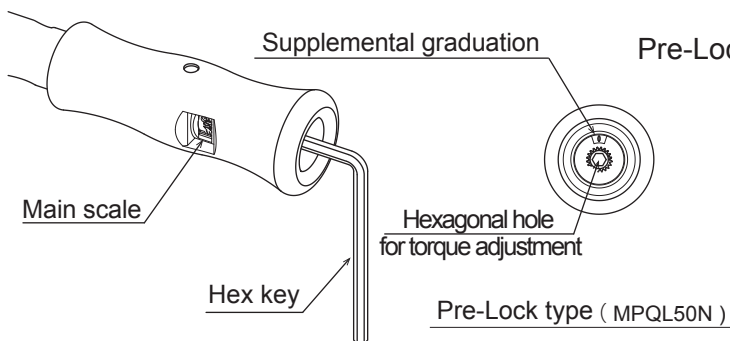
Adjustable type ( QL100N4 )

**Adjustable :** Adjustable type torque wrenches have scales, and do not require any tools to set torque. Target torque can be set by your hands.  
Model: QL/CL/DQL/MTQL/QLLS/ MQL



Preset type ( NSP100CN x 8 )

**Preset :** Preset type torque wrenches with no scales, require proper adjusting tool and torque wrench tester to set torque. This type of torque wrench is suitable for repetitive tightening works in mass production line.  
\*Adjusting tools are sold separately.  
Model: SP/RSP/QSP/CSP/QSPCA/MQSP



Pre-Lock type ( MPQL50N )

**Pre-Lock :** Pre-lock type torque wrenches have scales, but require hex key to set torque. This structure prevents from accidental change of set torque.  
\*A hex key is a standard accessory.  
Model: PQL/PCL/MPQL/PQLLS/PQLZ